

ML-80i

SPECIFICATIONS

Frequency Response

60–20,000 Hz ± 2 dB

Crossover Frequency

2,500 Hz

Sensitivity

90dB

Impedance

Compatible with 8 ohms

High-Frequency Driver

1" (2.5cm) titanium dome

Low-Frequency Driver

8" (21 cm) mineral-filled polypropylene cone

Binding Post Inputs

Spring clip accommodates wire up to 12AWG

Suitable Amplifier Range

15–90 Watts

Maximum Power Handling

60 Watts

Weight

4.4 lbs. each (2 kg)

Overall Size (dia. x depth)

10.5" x 4" (26.6 x 10cm)

Required ceiling opening (including tolerance)

9-3/8" (23.8cm)


Projection from wall surface

0.2" (0.5cm)

Depth required behind wall surface

3.8" (9.5cm)

Specifications are subject to change without notice.



Affordable High-Performance Solutions

Installer Series is our affordable high-performance lineup, featuring custom installation solutions for in-wall, in-ceiling, and outdoor applications.



Titanium dome tweeters and mineral-filled polypropylene drivers ensure great performance, while bezel-free paintable grilles that are secured with high-strength magnets provide an aesthetic that blends invisibly into any room. Each model comes with an extremely robust mounting-lock system that couples with the speaker's vibration-resistant ABS chassis when installed.

ML-67i

SPECIFICATIONS

Frequency Response

70–20,000 Hz ± 2 dB

Crossover Frequency

2,500 Hz

Sensitivity

89dB

Aiming

Rotate speaker assembly

Impedance

Compatible with 8 ohms

High-Frequency Driver

1" (2.5cm) titanium dome

Low-Frequency Driver

6-1/2" (16.5cm) mineral-filled polypropylene cone

Binding Post Inputs

Spring clip accommodates wire up to 12AWG

Suitable Amplifier Range

15–80 Watts

Maximum Power Handling

50 Watts

Weight

5.3 lbs. each (2.4 kg)

Overall Size (dia. x depth)

11.4" x 5.4" (29 x 13.5cm)

Required ceiling opening (including tolerance)

10-3/8" (26.3cm)


Projection from wall surface

0.2" (0.5cm)

Depth required behind wall surface

5.2 (13cm)

Specifications are subject to change without notice.



Affordable High-Performance Solutions

Installer Series is our affordable high-performance lineup, featuring custom installation solutions for in-wall, in-ceiling, and outdoor applications.

Titanium dome tweeters and mineral-filled polypropylene drivers ensure great performance, while bezel-free paintable grilles that are secured with high-strength magnets provide an aesthetic that blends invisibly into any room. Each model comes with an extremely robust mounting-lock system that couples with the speaker's vibration-resistant ABS chassis when installed.

ML-66i

SPECIFICATIONS

Frequency Response

75–20,000 Hz ± 2 dB

Crossover Frequency

2,500 Hz

Sensitivity

89dB

Impedance

Compatible with 8 ohms

High-Frequency Driver

3/4" (1.9cm) titanium dome

Low-Frequency Drivers

Two 5-1/2" (14cm) mineral-filled polypropylene cones

Binding Post Inputs

Spring clip accommodates wire up to 12AWG

Suitable Amplifier Range

15–100 Watts

Maximum Power Handling

70 Watts

Weight

5.9 lbs. each (2.7 kg)

Overall Size (H x W x D)

9.3" x 12.7" x 3.4" (23.7 x 32.3 x 8.6cm)

Required wall opening (including tolerance)

8-1/4" x 11-5/8" (20.9 x 29.5cm)


Projection from wall surface

0.2" (0.5cm)

Depth required behind wall surface

3.2" (8.1cm)

Specifications are subject to change without notice.



Affordable High-Performance Solutions

Installer Series is our affordable high-performance lineup, featuring custom installation solutions for in-wall, in-ceiling, and outdoor applications.



Titanium dome tweeters and mineral-filled polypropylene drivers ensure great performance, while bezel-free paintable grilles that are secured with high-strength magnets provide an aesthetic that blends invisibly into any room. Each model comes with an extremely robust mounting-lock system that couples with the speaker's vibration-resistant ABS chassis when installed.

ML-65i

SPECIFICATIONS

Frequency Response

70–20,000 Hz ± 2 dB

Crossover Frequency

2,500 Hz

Sensitivity

89dB

Impedance

Compatible with 8 ohms

High-Frequency Driver

3/4" (1.9cm) titanium dome

Low-Frequency Driver

6-1/2" (16.5cm) mineral-filled polypropylene cone

Binding Post Inputs

Spring clip accommodates wire up to 12AWG

Suitable Amplifier Range

15–90 Watts

Maximum Power Handling

60 Watts

Weight

3.5 lbs. each (1.6 kg)

Overall Size (H x W x D)

11.5" x 8.3" x 3.3" (29.1 x 21.2 x 8.5cm)

Required wall opening (including tolerance)

7-1/8" x 10-1/8" (18 x 25.7cm)


Projection from wall surface

0.2" (0.5cm)

Depth required behind wall surface

3.1" (7.9cm)

Specifications are subject to change without notice.



Affordable High-Performance Solutions

Installer Series is our affordable high-performance lineup, featuring custom installation solutions for in-wall, in-ceiling, and outdoor applications.



Titanium dome tweeters and mineral-filled polypropylene drivers ensure great performance, while bezel-free paintable grilles that are secured with high-strength magnets provide an aesthetic that blends invisibly into any room. Each model comes with an extremely robust mounting-lock system that couples with the speaker's vibration-resistant ABS chassis when installed.

ML-62i

SPECIFICATIONS

Frequency Response

70–20,000 Hz ± 2 dB

Crossover Frequency

3,000 Hz

Sensitivity

89dB

Aiming

Rotate speaker assembly

Impedance

Compatible with 4 ohms mono / 8 ohms stereo

High-Frequency Drivers

Two 3/4" (1.9cm) titanium domes

Low-Frequency Driver

Dual voice-coil 6-1/2" (16.5cm) mineral-filled polypropylene cone

Binding Post Inputs

Spring clip accommodates wire up to 12AWG

Suitable Amplifier Range

15–80 Watts mono / 15–40 Watts stereo

Maximum Power Handling

50 Watts

Weight

3.5 lbs. each (1.6 kg)

Overall Size (dia. x depth)

8.8" x 3.6" (22.4 x 9cm)

Required ceiling opening (including tolerance)

7-3/4" (19.6cm)


Projection from wall surface

0.2" (0.5cm)

Depth required behind wall surface

3.4" (8.5cm)

Specifications are subject to change without notice.



Affordable High-Performance Solutions

Installer Series is our affordable high-performance lineup, featuring custom installation solutions for in-wall, in-ceiling, and outdoor applications.



Titanium dome tweeters and mineral-filled polypropylene drivers ensure great performance, while bezel-free paintable grilles that are secured with high-strength magnets provide an aesthetic that blends invisibly into any room. Each model comes with an extremely robust mounting-lock system that couples with the speaker's vibration-resistant ABS chassis when installed.

ML-60i

SPECIFICATIONS

Frequency Response

70–20,000 Hz ± 2 dB

Crossover Frequency

3,000 Hz

Sensitivity

89dB

Impedance

Compatible with 8 ohms

High-Frequency Driver

3/4" (1.9cm) titanium dome

Low-Frequency Driver

6-1/2" (16.5cm) mineral-filled polypropylene cone

Binding Post Inputs

Spring clip accommodates wire up to 12AWG

Suitable Amplifier Range

15–80 Watts

Maximum Power Handling

50 Watts

Weight

3.5 lbs. each (1.6 kg)

Overall Size (dia. x depth)

8.8" x 3.4" (22.4 x 8.5cm)

Required ceiling opening (including tolerance)

7-3/4" (19.6cm)


Projection from wall surface

0.2" (0.5cm)

Depth required behind wall surface

3.2" (8cm)

Specifications are subject to change without notice.



Affordable High-Performance Solutions

Installer Series is our affordable high-performance lineup, featuring custom installation solutions for in-wall, in-ceiling, and outdoor applications.



Titanium dome tweeters and mineral-filled polypropylene drivers ensure great performance, while bezel-free paintable grilles that are secured with high-strength magnets provide an aesthetic that blends invisibly into any room. Each model comes with an extremely robust mounting-lock system that couples with the speaker's vibration-resistant ABS chassis when installed.

ML-75AW

SPECIFICATIONS

Frequency Response

75–20,000 Hz ± 2 dB

Crossover Frequency

2,300 Hz

Sensitivity

93dB

Aiming

Swivels on U-Bracket

Impedance

Compatible with 8 ohms

Low-Frequency Extension*

50 Hz (DIN)

High-Frequency Driver

1" (2.5cm) titanium dome

Low-Frequency Driver

7-1/2" (19cm) mineral-filled polypropylene cone

Binding Post Inputs

5-way binding posts accommodate wire up to 5AWG

Suitable Amplifier Range

15–110 Watts

Maximum Power Handling**

80 Watts

Weight

10.6 lbs. each (4.8 kg)

Size (H x W x D)

12-1/2" x 8-13/16" x 9-1/8"

(31.7 x 22.4 x 23.2cm)

*DIN 45 500. Indicates -3 dB in a typical listening room.

**With typical program source, provided the amplifier clips no more than 10% of the time.

Specifications are subject to change without notice.


Colors Options:



Black



White



Affordable High-Performance Solutions

Installer Series is our affordable high-performance lineup, featuring custom installation solutions for in-wall, in-ceiling, and outdoor applications.

Titanium dome tweeters and mineral-filled polypropylene drivers ensure great performance, while fully sealed, mineral-filled reinforced enclosures provide protection from harsh weather elements. All models have water & UV-resistant aluminum grilles, stainless steel & polymer mounting brackets, brass hardware, and gold-plated binding posts for superior toughness.

ML-65AW

SPECIFICATIONS

Frequency Response

80–20,000 Hz ± 2 dB

Crossover Frequency

2,300 Hz

Sensitivity

91 dB

Aiming

Swivels on U-Bracket

Impedance

Compatible with 8 ohms

Low-Frequency Extension*

55 Hz (DIN)

High-Frequency Driver

1" (2.5cm) titanium dome

Low-Frequency Driver

6-1/2" (16.5cm) mineral-filled polypropylene cone

Binding Post Inputs

5-way binding posts accommodate wire up to 5AWG

Suitable Amplifier Range

15–100 Watts

Maximum Power Handling**

70 Watts

Weight

8.8 lbs. each (4 kg)

Size (H x W x D)

11" x 7-1/2" x 7-15/16"

(28 x 19 x 20.2cm)

*DIN 45 500. Indicates -3 dB in a typical listening room.

**With typical program source, provided the amplifier clips no more than 10% of the time.

Specifications are subject to change without notice.


Colors Options:



Black



White



Affordable High-Performance Solutions

Installer Series is our affordable high-performance lineup, featuring custom installation solutions for in-wall, in-ceiling, and outdoor applications.

Titanium dome tweeters and mineral-filled polypropylene drivers ensure great performance, while fully sealed, mineral-filled reinforced enclosures provide protection from harsh weather elements. All models have water & UV-resistant aluminum grilles, stainless steel & polymer mounting brackets, brass hardware, and gold-plated binding posts for superior toughness.

ML-55AW

SPECIFICATIONS

Frequency Response

85–20,000 Hz ± 2 dB

Crossover Frequency

2,300 Hz

Sensitivity

90dB

Aiming

Swivels on U-Bracket

Impedance

Compatible with 8 ohms

Low-Frequency Extension*

60 Hz (DIN)

High-Frequency Driver

1" (2.5cm) titanium dome

Low-Frequency Driver

5-1/2" (14cm) mineral-filled polypropylene cone

Binding Post Inputs

5-way binding posts accommodate wire up to 5AWG

Suitable Amplifier Range

15–90 Watts

Maximum Power Handling**

60 Watts

Weight

6.75 lbs. each (3.05 kg)

Size (H x W x D)

9-11/16" x 7" x 7-5/8"

(24.6 x 17.8 x 19.4cm)

*DIN 45 500. Indicates -3 dB in a typical listening room.

**With typical program source, provided the amplifier clips no more than 10% of the time.

Specifications are subject to change without notice.


Colors Options:



Black



White



Affordable High-Performance Solutions

Installer Series is our affordable high-performance lineup, featuring custom installation solutions for in-wall, in-ceiling, and outdoor applications.

Titanium dome tweeters and mineral-filled polypropylene drivers ensure great performance, while fully sealed, mineral-filled reinforced enclosures provide protection from harsh weather elements. All models have water & UV-resistant aluminum grilles, stainless steel & polymer mounting brackets, brass hardware, and gold-plated binding posts for superior toughness.

ML-45AW

SPECIFICATIONS

Frequency Response

90–20,000 Hz ± 2 dB

Crossover Frequency

2,300 Hz

Sensitivity

88dB

Impedance

Compatible with 8 ohms

Low-Frequency Extension*

65 Hz (DIN)

High-Frequency Driver

1" (2.5cm) titanium dome

Low-Frequency Driver

4-1/2" (11.5cm) mineral-filled polypropylene cone

Binding Post Inputs

5-way binding posts accommodate wire up to 5AWG

Suitable Amplifier Range

15–80 Watts

Maximum Power Handling**

50 Watts

Weight

3.4 lbs. each (1.55 kg)

Size (H x W x D)

7-9/16" x 5-5/8" x 5-15/16"
(19.2 x 14.3 x 15.1cm)

*DIN 45 500. Indicates -3 dB in a typical listening room.

**With typical program source, provided the amplifier clips no more than 10% of the time.

Specifications are subject to change without notice.


Colors Options:



Black



White



Affordable High-Performance Solutions

Installer Series is our affordable high-performance lineup, featuring custom installation solutions for in-wall, in-ceiling, and outdoor applications.

Titanium dome tweeters and mineral-filled polypropylene drivers ensure great performance, while fully sealed, mineral-filled reinforced enclosures provide protection from harsh weather elements. All models have water & UV-resistant aluminum grilles, stainless steel & polymer mounting brackets, brass hardware, and gold-plated binding posts for superior toughness.

ML-75R (stereo)

SPECIFICATIONS

Frequency Response

63–20,000 kHz \pm 2 dB

Crossover Frequency

2,500 Hz

Sensitivity

90dB

Impedance

Stereo Mode - Compatible with 8 ohms

Mono Mode - Compatible with 4 ohms

Low-Frequency Extension*

42 Hz (DIN)

High-Frequency Drivers

Two 1" (2.5cm) titanium domes

Low-Frequency Driver

7-1/2" (19cm) mineral-filled polypropylene cone with dual voice coil.

Inputs

Two pair pre-installed wires

Suitable Amplifier Range

Stereo Mode - 15–120 Watts

Mono Mode - 15–60 Watts

Maximum Power Handling**

Stereo Mode - 80 Watts

Mono Mode - 40 Watts

Weight

17 lbs. each (7.7 kg)

Size (H x W x D)

15-3/16" x 13-3/8" x 13"


(38.5 x 34 x 33cm)

*DIN 45 500. Indicates -3 dB in a typical listening room.

**With typical program source, provided the amplifier clips no more than 10% of the time.


Specifications are subject to change without notice.

Color:  Grey Stone



Affordable High-Performance Solutions

Installer Series is our affordable high-performance lineup, featuring custom installation solutions for in-wall, in-ceiling, and outdoor applications.



Titanium dome tweeters and mineral-filled polypropylene drivers ensure great performance, while fully sealed, mineral-filled reinforced enclosures with faux-stone finish provide protection from harsh weather elements that will blend into the surrounding landscape. All models have water & UV-resistant stainless steel grilles for superior toughness.

ML-65R (stereo)

SPECIFICATIONS

Frequency Response

66–20,000 kHz \pm 2 dB

Crossover Frequency

3,000 Hz

Sensitivity

89dB

Impedance

Stereo Mode - Compatible with 8 ohms

Mono Mode - Compatible with 4 ohms

Low-Frequency Extension*

44 Hz (DIN)

High-Frequency Drivers

Two 1" (2.5cm) titanium domes

Low-Frequency Driver

6-1/2" (16.5cm) mineral-filled polypropylene cone with dual voice coil.

Inputs

Two pair pre-installed wires

Suitable Amplifier Range

Stereo Mode - 15–100 Watts

Mono Mode - 15–55 Watts

Maximum Power Handling**

Stereo Mode - 70 Watts

Mono Mode - 35 Watts

Weight

12.1 lbs. each (5.5 kg)

Size (H x W x D)

12-3/16" x 11-1/8" x 10-5/8"


(31 x 28.2 x 27cm)

*DIN 45 500. Indicates -3 dB in a typical listening room.

**With typical program source, provided the amplifier clips no more than 10% of the time.


Specifications are subject to change without notice.

Color:  Grey Stone



Affordable High-Performance Solutions

Installer Series is our affordable high-performance lineup, featuring custom installation solutions for in-wall, in-ceiling, and outdoor applications.



Titanium dome tweeters and mineral-filled polypropylene drivers ensure great performance, while fully sealed, mineral-filled reinforced enclosures with faux-stone finish provide protection from harsh weather elements that will blend into the surrounding landscape. All models have water & UV-resistant stainless steel grilles for superior toughness.